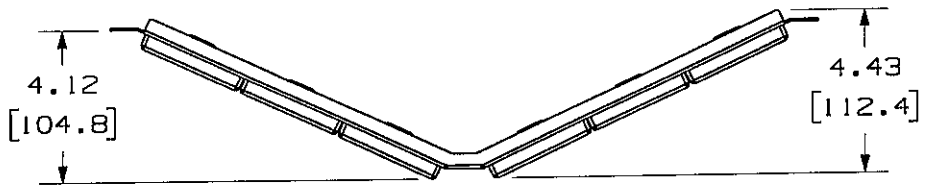

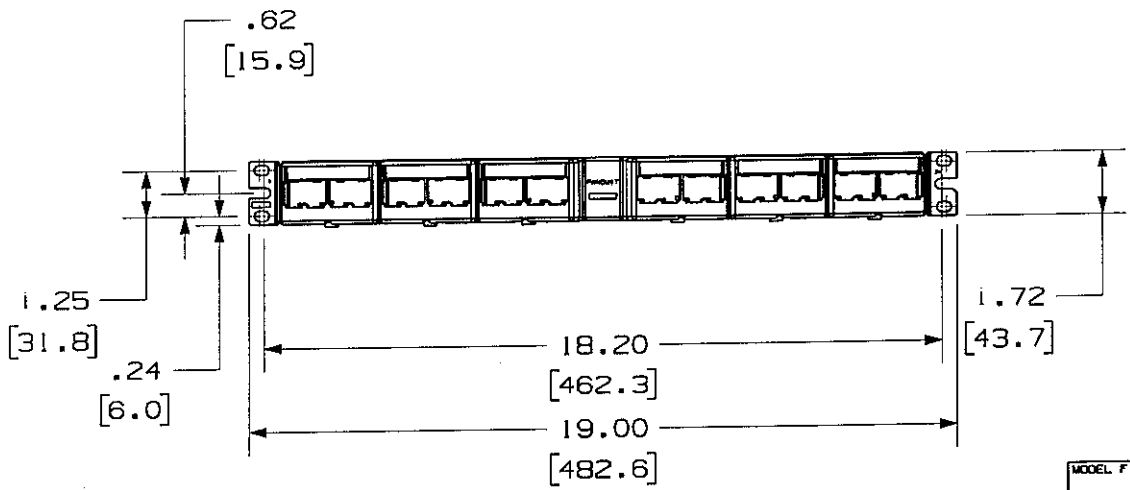


THIS COPY IS PROVIDED ON A RESTRICTED BASIS AND IS NOT TO BE USED IN ANY WAY DETRIMENTAL TO THE INTERESTS OF PANDUIT CORP.

PANDUIT P/N	WEIGHT
CPPLA24WBLY	.46 LB/EACH PC (208.6 g/EACH PC)



- NOTES:
- SEE CURRENT CATALOG FOR ADDITIONAL PART NUMBER SUFFIXES TO INDICATE COLOR AND OR PACKAGE QUANTITY.
 - SEE CATALOG FOR COMPLETE LIST OF PARTS APPLICABLE FOR USE WITH THIS PART.
 - DIMENSIONS IN PARENTHESES ARE IN METRIC.
 - PART INCLUDES:
 - 1- METAL STAMPING
 - 6- 4 POSITION FACEPLATE WITH LABEL SLOTS
 - 6- LABEL COVER
 - 6- LABEL
 - 1- SCREW KIT (INCLUDES 4 #12-24 SCREWS)
 - 1- SCREW KIT (INCLUDES 4 M6 SCREWS)



MODEL FILENAME	MO1264AA_CPP24A_ASMBLY_00.PRT	SIZE	A
DRAWING FILENAME	MO2479C0_DC68_00A.PRT		

MINI-COM MODULAR 24 PORT ANGLED FACEPLATE PATCH PANEL WITH LABEL/COVER (CPPLA24WBL) CUSTOMER DRAWING

NETWORK SYSTEMS
MAY 26 2006
ENGINEERING DEPT



ALL DIMENSIONS ARE GIVEN IN INCHES, UNLESS OTHERWISE SPECIFIED.
DIMENSIONAL TOLERANCES ARE:
(.X) ±.03 (.XXX) ±.005
(.XX) ±.01 ANGLES ± 1°

DRAWN BY	JSP	MATERIAL	
DATE	3-11-06	STAMPING: C.R.S.	
CHK'D		FACEPLATES: ABS	
		PART NO.	CPPLA24WBLY
		DRAWING NO.	02479-068

REV	DATE	BY	CHK	DESCRIPTION	ECN	R	CUST	SUP	OTH
R	3-11-06	JSP		RELEASED TO PRODUCTION	02479-068				